




Use Single sign-on with your iOS device or Apple TV (4th generation)

Sign in to your cable or satellite-TV provider on your iPhone, iPad, iPod touch, or Apple TV. Then enjoy instant access to supported video apps that your pay TV subscription includes.

Sign in to Single sign-on

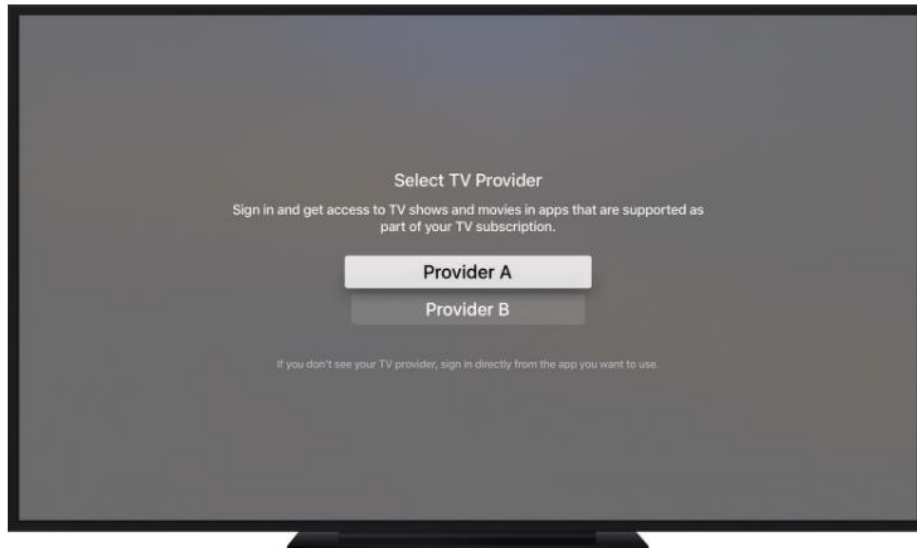
When you first use an app included in your pay TV subscription, Single sign-on might ask you to sign in. Or, you can sign in from Settings on your Apple TV or iOS device. Choose your device to get started:



Sign in from your Apple TV

You can sign in with only one TV provider at a time. Here's how:

1. Make sure that you have [tvOS 10 or later](#).
2. Go to Settings > Accounts > TV Provider.
3. Choose your TV provider and sign in with your TV-provider account information. Contact your TV provider for help with forgotten usernames or passwords.



DEDICATED TO EXTRAORDINARY CUSTOMER CARE

P: 920.865.7000

www.nsigntel.com

Sign in from your iPhone, iPad, or iPod touch

You can sign in with only one TV provider at a time. Here's how:

1. Make sure that you have [iOS 10 or later](#).
2. Go to Settings > TV Provider and choose your TV provider.
3. Sign in with your TV-provider account information.
Contact your TV provider for help with forgotten usernames or passwords. (Did you sign in from an iOS device that uses iCloud with the same Apple ID as your other iOS devices? If so, all of those devices will also be signed in to your TV provider.)




DEDICATED TO EXTRAORDINARY CUSTOMER CARE

P: 920.865.7000

www.nsigntel.com

Here's how to see a list of supported apps by provider:

1. Open the App Store.
2. Choose the Featured tab.
3. Scroll down and look for either an icon called TV Providers or an icon of your specific TV provider. Select the icon to see apps that support Single sign-on. The list of supported apps might update as apps add support for Single sign-on.



DEDICATED TO EXTRAORDINARY CUSTOMER CARE

P: 920.865.7000

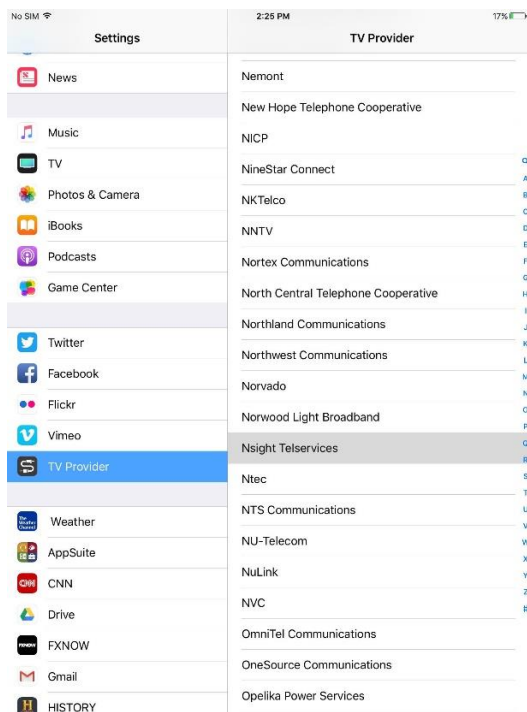
www.nsigntel.com

Screen Shots of Process:

1. Navigate to Settings



2. Scroll down to TV provider and choose your TV provider (Nsight Telservices)

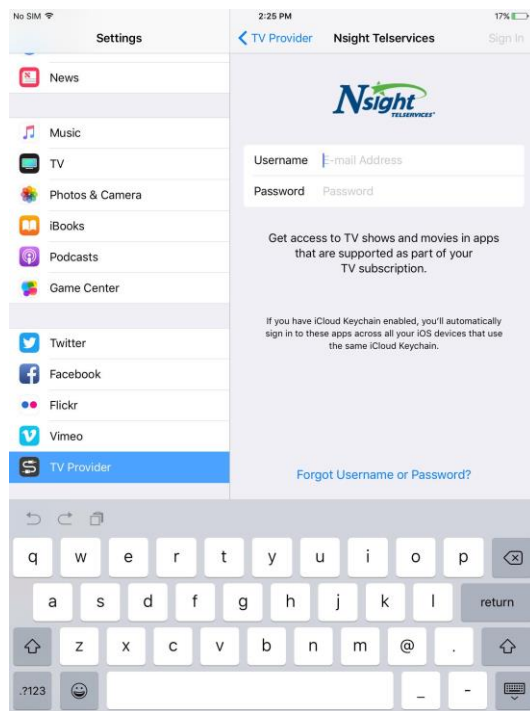


DEDICATED TO EXTRAORDINARY CUSTOMER CARE


P: 920.865.7000

www.nsignttel.com

3. Login with your email and password.



4. Download TV Apps.



DEDICATED TO EXTRAORDINARY CUSTOMER CARE

P: 920.865.7000

www.nsigntel.com